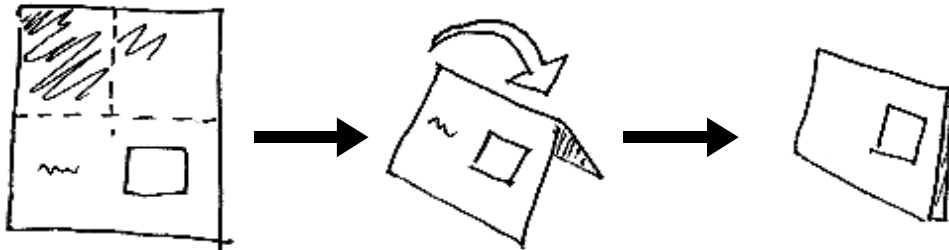


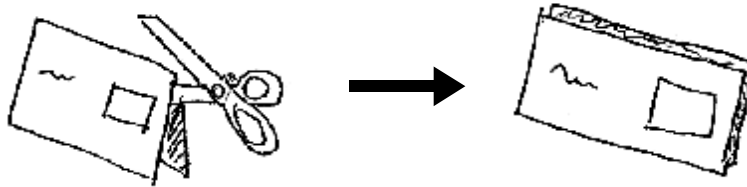
# Printing an issue of "True Stories That Happened"

**1)** Print the comic on both sides of a piece of paper (Be sure the paper is oriented with the same edge as top if you have to re-feed the paper into the printer).

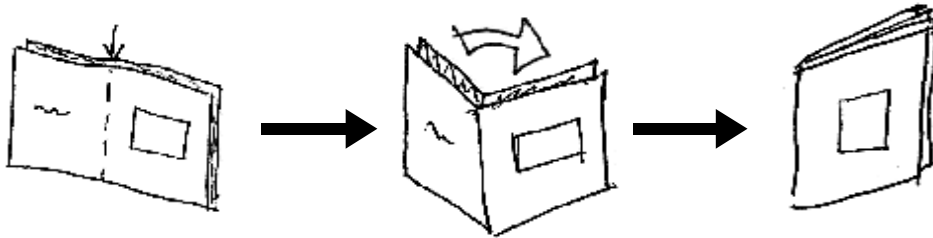
**2)** Fold the paper over, with the front and back cover facing you.



**3)** Cut the folded edge (with scissors) and keep the two pieces of paper together.



**4)** Fold the papers again, this time closing it like a book. **Hot!**



**5)** Staple the spine. **You're done!**

